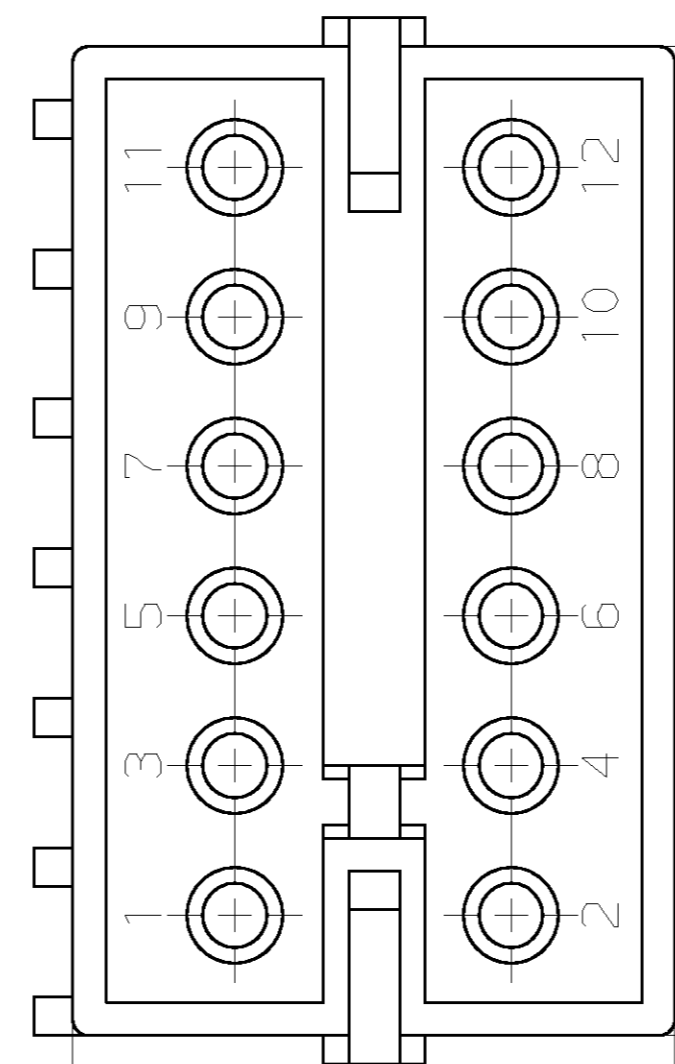
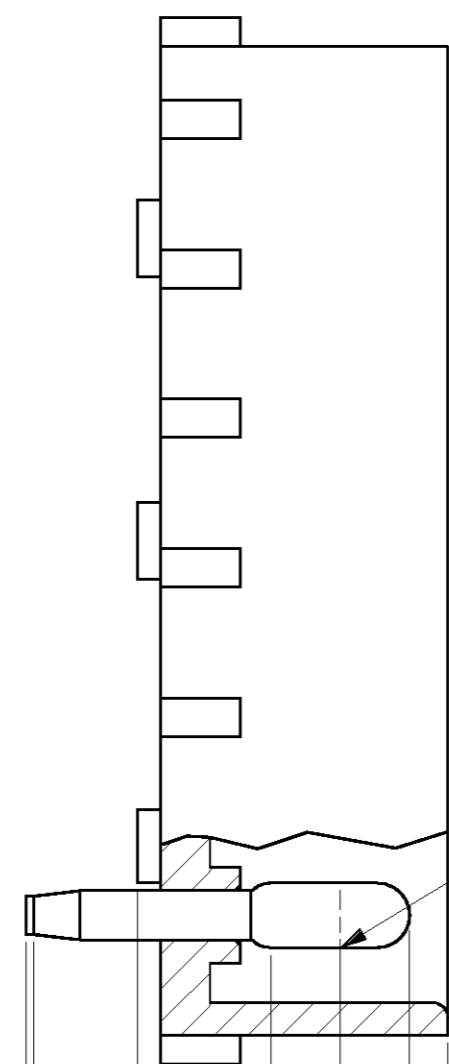
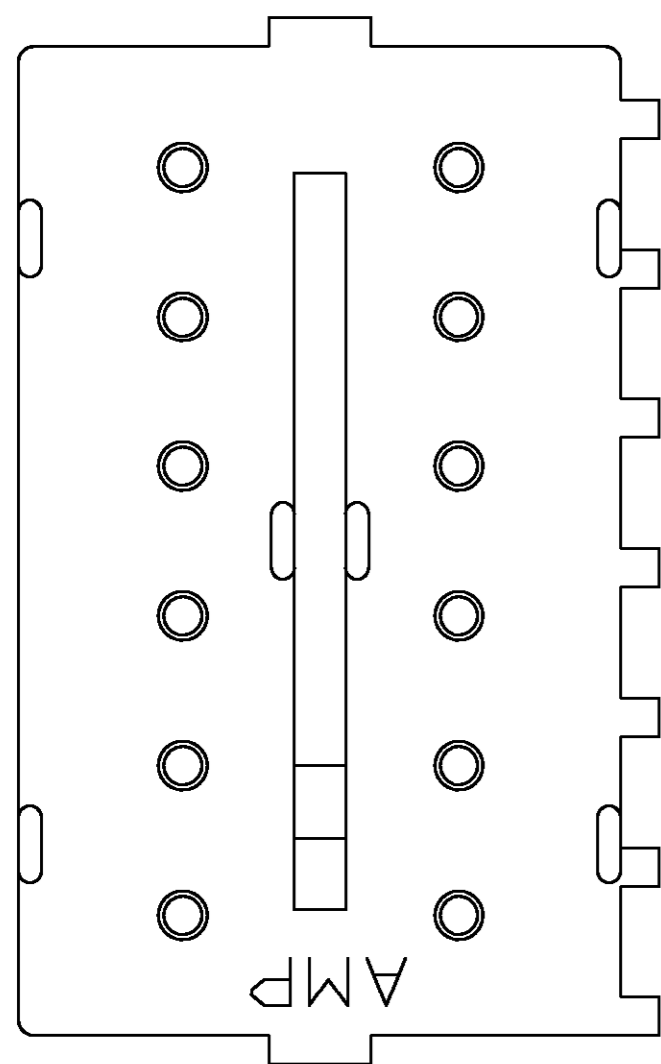
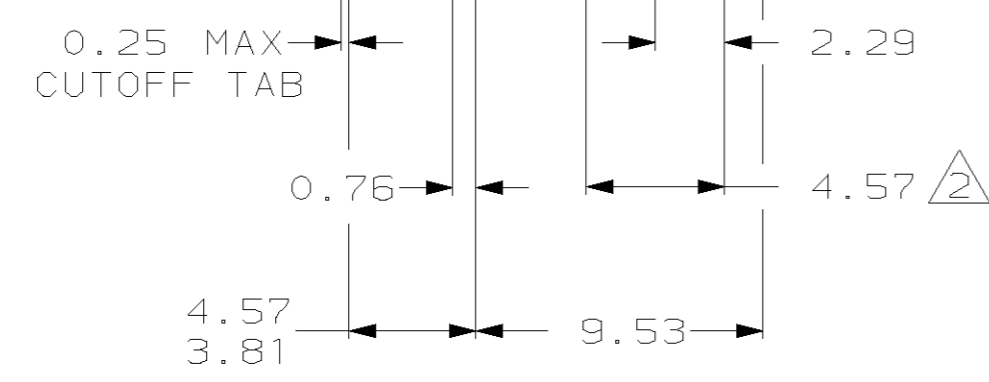


THIS DRAWING IS UNPUBLISHED. RELEASED FOR PUBLICATION .19  
 © COPYRIGHT 19 BY AMP INCORPORATED. ALL RIGHTS RESERVED.

LOC	DIST	REVISIONS			
P	LTR	DESCRIPTION	DATE	DWN	APVD
CM	53	R	REVISED PER EC 063B-0151-99	10-APR-00	KW SR

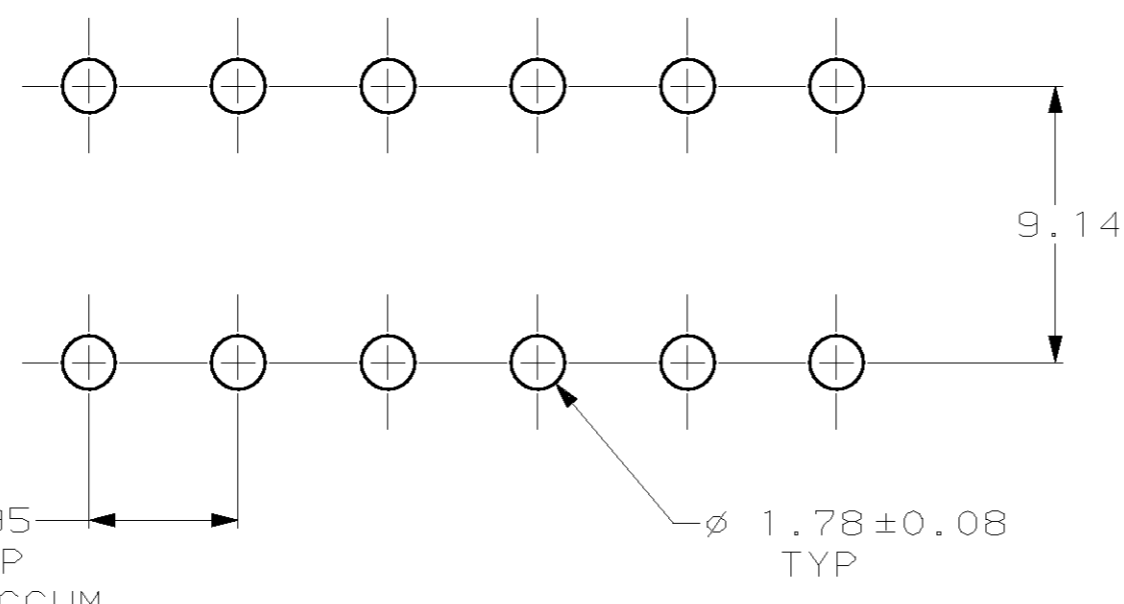


- PARTS COMPLY WITH AMP SOLDERABILITY SPEC 109-11-2.
- CONTACT IS PLATED OVERALL WITH 0.00127 NICKEL, THEN 0.00076 GOLD OVER LENGTH INDICATED AND MATTE TIN ON SOLDER TAIL END.



32.77

19.94



RECOMMENDED MOUNTING HOLE PATTERN FOR .062 THICK P.C. BOARD



2.29	.090	-	-
1.78	.070	32.77	1.290
0.76	.030	19.94	.785
0.25	.010	9.53	.375
0.13	.005	9.14	.360
0.08	.003	4.95	.195
0.00127	.000050	4.57	.180
0.00076	.000030	3.81	.150
MM	IN	MM	IN

CONVERSION TABLE

MATERIAL	FINISH	MATERIAL	COLOR	PART NO
CU ALLOY	$\triangle$	NYLON, UL94V-0	NATURAL	350213-2
CU ALLOY	PRE-TIN	NYLON, UL94V-0	NATURAL	350213-1

PIN		HOUSING		PART NO
THIS DRAWING IS A CONTROLLED DOCUMENT.		DWN	10-APR-2000	<b>AMP</b> AMP Incorporated Harrisburg, PA 17105-3608
		CHK	10-APR-2000	
		APVD	10-APR-2000	
		NAME	S. RIDGILL	
DIMENSIONS: mm 		TOLERANCES UNLESS OTHERWISE SPECIFIED: 0 PLC ±- 1 PLC ±- 2 PLC ±0.13 3 PLC ±- 4 PLC ±- ANGLES ±-		NAME S. RIDGILL PRODUCT SPEC - APPLICATION SPEC - WEIGHT -
MATERIAL SEE TABLE		FINISH SEE TABLE		SIZE A2 CAGE CODE 00779 DRAWING NO C- 350213 RESTRICTED TO -
CUSTOMER DRAWING				SCALE 4:1 SHEET 1 OF 1 REV R